

38535

BEFORE THE HON'BLE NATIONAL GREEN TRIBUNAL

PRINCIPAL BENCH, NEW DELHI

Original Application No. 200 of 2014

**IN THE MATTER OF:**

M.C Mehta

....Applicant

VERSUS

Union of India &Ors.

....Respondent(s)

INDEX

NDH- 15.10.2024

SI. No.	PARTICULARS	PAGES
1.	Water quality analysis report for Khagariya district state of Bihar.	1-5

FILED BY

  
[RISHI K. AWASTHI]

Advocates for the State of Bihar

A-21, UGF, Defence Colony

New Delhi-110024


Mob No. 9891920235

Email id- [rishikawasthi@yahoo.co.in](mailto:rishikawasthi@yahoo.co.in)

PLACE: NEW DELHI

DATED: 10.10.2024

38536



**BIHAR STATE POLLUTION CONTROL BOARD**

Prityosh Bhawan, Patliputra Industrial Area, P.O.-Sadakat Ashram, Patna-800010  
EPABX-0612-2261250/2262265, Fax-0612-2261050

Ref. No.

From

Patna, dated-

S. Chandrasekar, IFS,  
Member Secretary.

To,

The Secretary to the Government,  
Urban Development & Housing Department,  
Govt. of Bihar, Patna.

DRDA

पदा/शाखा


जिलाधिकारी  
खगड़िया

Sub: **-Status of quality of river Ganga & industrial units located in the State of Bihar under reference order of the Hon'ble NGT dated-01.05.2024 in O.A. No. 200/2014.**

UD&HD, Govt. of Bihar letter no. BGCMS/2017/AP of SWM&SM for NGT/46(Part-IV)-305/न.वि. एव आ.वि., dated-12.09.2024.

Sir,

Please find enclosed herewith the water quality of river Ganga at the point where tributaries merges with river Ganga at the entry point of river Ganga in the State and exit point and status & quality of treated effluents of industrial units located in the State of Bihar in compliance with order of the NGT dated-01.05.2024 in O.A. No. 200/2014 for needful action.



Encl: As above.

Yours faithfully,

Sd/-

(S. Chandrasekar)  
Member Secretary.

Patna, dated- 25.9.24.

Memo no. 2233.

Copy to: All the District Magistrates-cum-Chairman, District Ganga Committee for information and necessary action **along with enclosure.**

Encl: As above.

(S. Chandrasekar)  
Member Secretary.

रजनीश

**Statement of Facts related to Industrial Pollution Control in compliance with the order of the Hon'ble NGT dated-01.05.2024 in O.A. No. 200/2014.**

**Background:**

1. The Hon'ble NGT, Principal Bench, New Delhi vide its order dated-01.05.2024 in O.A. No. 200/2014 had directed the State/District Authorities to submit the water samples analysis reports by taking samples at the point where the tributaries merges river Ganga and also at the point of entry of river Ganga in the State and exit point. The Hon'ble Tribunal further directed that the fresh report be submitted by all the 38 districts and a compilation thereof be submitted by the State of Bihar keeping in view of its observations.
2. Bihar State Pollution Control Board has collected the water samples of river Ganga at the point where tributaries merges, at the entry point or river Ganga in the State and exit point. The analysis report is enclosed as **Annexure-1**. The water quality of river Ganga conforms the parameters viz. pH, DO & BOD but it does not conform the bacteriological parameters (TC & FC) for the bathing purposes (Class C as per the Primary Water Quality Criteria). The high bacteriological populations (TC & FC) are due to discharge of untreated sewage from the towns located on the banks of river Ganga & its tributaries. The average water quality of river Ganga during April-May, 2024 at the entry point in Bihar w.r.t. pH, DO, BOD, TC & FC have been observed 7.74; 8.0 mg/L; 1.5 mg/L; 11475 MPN/100 ml and 8025 MPN/100 ml respectively. The average water quality of river Ganga during April-May, 2024 at the exit point of Bihar w.r.t. pH, DO, BOD, TC & FC have been observed 7.53; 7.8 mg/L; 1.67 mg/L; 16000 MPN/100 ml and 10450 MPN/100 ml respectively. The water quality of river Ganga during April-May, 2024 at the entry and exit points have been observed within the norms except TC & FC.
3. Bihar State Pollution Control Board has identified 646 industries having potential of waste water generation. It includes 105 Grossly Polluting Industries (GPIs) and 541 other industries including rice mill, automobiles service centre, bakery and confectionary, food processing units, etc.
4. The Central Pollution Control Board has identified National Sugar Institute, Kanpur; IIT BHU; NIT Patna; MIT, Muzaffarpur and Central University South Bihar (CUSB) Gaya as Third Party Agency (TPA) for the inspection of GPIs located in different districts of Bihar. All GPIs have installed Effluent Treatment Plant (ETP) for treatment and disposal of

their effluent. Major industrial sectors viz. distillery (molasses and grain based), pulp & paper (waste paper recycling unit), oil refinery have adopted Zero Liquid Discharge (ZLD) system by having suitable treatment and recycling of treated effluent. Sugar mills have been directed for treatment and reuse of treated water in the plant and for irrigation purposes.

5. A total of 74 inspection reports of GPIs have been submitted by the TPA identified by CPCB. Out of the above, a total of 41 GPIs have been found complying, 20 GPIs are non-complying and 13 GPIs were found closed during inspection. Directions are being issued to the non-complying units as per CPCB guidelines.
6. Bihar State Pollution Control Board has recently conducted inspection of 523 industries out of total identified 541 industries. A total of 257 and 266 industries were found closed and operational respectively. Many industries are seasonal and hence operate during the season. Out of total 266 operational industries, a total of 211 industries are having ETP. Legal actions have been initiated against the industries which do not have installed ETP or non-operational/non-functional ETP.
7. Bihar State Pollution Control Board has collected effluent samples for assessment of quality of treated effluent from 156 industries. Out of the above a total of 87 industries have been found complying, 69 industries are non-complying. The analysis report of the effluents collected from the industries is enclosed as **Annexure-2**. The final effluents from the industrial sectors are discharged on low lying area or municipal drains or being used for irrigation/horticulture, washing, etc. purposes. These are not directly discharged to river Ganga or its tributaries. Legal action is being initiated against the non-complying industries.

\*\*\*\*\*


4

**BIHAR STATE POLLUTION CONTROL BOARD, PATNA**

Date of Sampling	Standard as per NREP Notification No. 143/2017 (Part A) & 25/03/2009 for Primary Wastewater Discharge for Barring Water	RIVER GANGA AT AIRA		RIVER SONMUTI KOLLIYAR (BHOJIPUR)		RIVER GHAGHARA AT RIVILGANI (BANKA)		RIVER PUNHONDIKAT (BHOJIPUR)		RIVER GANDAK AT PANDURNATI (BANKA)		RIVER PATNA AT PATNA (PATNA)		RIVER KUSHI AT KUSHI (KUSHI)		
		Observed	Unit	Observed	Unit	Observed	Unit	Observed	Unit	Observed	Unit	Observed	Unit	Observed	Unit	Observed
Temperature (°C)	31	26	°C	29	8.5	29	28	28	26	28	31	29	29	29	27	24
Dissolved Oxygen (mg/L)	8.0	7.3	mg/L	7.5	7.5	7.5	7.5	7.1	7	7.2	7.3	6.9	6.5	6.4	7.3	7.3
Electrical Conductivity	65-85	75	µS/cm	78	75	75	75	221	229	188	147	156	81	74	73	73
BOD (mg/L)	3.0	2.4	mg/L	2.1	2.1	2.1	2.1	2.1	1.9	2.1	2.1	2.1	2.1	2.1	1.8	1.7
Nitrate as N (mg/L)	45	44	mg/L	44	44	44	44	44	44	44	44	44	44	44	44	44
TC (MPN/100 ml)	160000	35000	MPN/100 ml	9400	9400	9400	9400	50000	50000	50000	50000	50000	50000	50000	50000	50000
FC (MPN/100 ml)	20000	20000	MPN/100 ml	7000	7000	7000	7000	30000	30000	30000	30000	30000	30000	30000	30000	30000
Free Ammonia Nitrogen (mg/L)	NA	NA	mg/L	NA	NA	NA	NA	NA	NA	NA	NA	NA	NA	NA	NA	NA
Total Hardness as CaCO <sub>3</sub> (mg/L)	NA	NA	mg/L	NA	NA	NA	NA	NA	NA	NA	NA	NA	NA	NA	NA	NA
Total Hardness as CaCO <sub>3</sub> (mg/L)	22.5	50.8	mg/L	17.2	17.2	17.2	17.2	8.5	11.5	24.1	41.6	28.2	35.6	35.5	11	11
Alkalinity as CaCO <sub>3</sub> (mg/L)	182	68	mg/L	110	168	168	168	210	64	106	76	164	402	84	110	110
Chloride (mg/L)	3500	7	mg/L	8	8	8	8	2450	5000	7	7	5000	3000	5000	5000	5000
COD (mg/L)	28	28	mg/L	20	20	20	20	20	32	24	24	26	26	26	26	26
Ammonical Nitrogen as N (mg/L)	0.4	0.4	mg/L	0.4	0.4	0.4	0.4	0.4	0.4	0.4	0.4	0.4	0.4	0.4	0.4	0.4
Total Hardness as CaCO <sub>3</sub> (mg/L)	264	88	mg/L	104	104	104	104	212	212	144	116	166	318	84	88	88
Calcium Hardness as CaCO <sub>3</sub> (mg/L)	11.61	24.81	mg/L	24.9	24.9	24.9	24.9	27.84	20.82	40.84	28.83	45.63	41.64	29.63	23.23	23.23
Magnesium Hardness as CaCO <sub>3</sub> (mg/L)	24.28	63.41	mg/L	10.7	10.7	10.7	10.7	28.65	5.3	10.2	10.7	11.63	52	40.00	7.5	7.5
Sulphate (mg/L)	2600	64	mg/L	6.61	25.57	25.57	25.57	63.5	13.88	30.53	31.6	31.92	20	6.52	5000	5000
Total Dissolved Solids (mg/L)	280	88	mg/L	138	200	200	200	204	100	168	168	326	568	100	128	128
Total Suspended Solids (mg/L)	220	72	mg/L	172	172	172	172	250	85	134	134	258	400	92	102	102
Total Solids (mg/L)	206	12	mg/L	100	100	100	100	14	24	20	26	13	12	20	14	14
Phosphate (mg/L)	0.26	0.26	mg/L	0.26	0.26	0.26	0.26	0.26	0.26	0.26	0.26	0.26	0.26	0.26	0.26	0.26
Fluoride (mg/L)	0.47	0.77	mg/L	0.77	0.77	0.77	0.77	0.77	0.37	0.26	0.26	0.34	0.51	0.61	0.54	0.54

**Remarks:**

- The water quality of river Ganga conforms the parameters viz. pH, DO & BOD but does not conform the bacteriological parameters (TC & FC) for the bathing purposes (Class C as per Primary Water Quality Criteria).
- The high bacteriological population (TC & FC) are due to discharge of untreated sewage from the town located on the bank of river Ganga & its tributaries.
- The average water quality of river Ganga during April-May, 2024 at the entry point in Bihar viz. pH, DO, BOD, TC & FC have been observed 7.74, 8.0 mg/L, 1.5 mg/L, 114.75 MPN/100 ml and 8025 MPN/100 ml respectively.
- The average water quality of river Ganga during April-May, 2024 at the entry point of Bihar viz. pH, DO, BOD, TC & FC have been observed 7.51, 7.8 mg/L, 1.87 mg/L, 16000 MPN/100 ml and 10150 MPN/100 ml respectively.
- The water quality of river Ganga during April-May, 2024 at the entry and exit points have been observed within the norms except TC & FC.

  
**Board Analyst**  
**BIHAR STATE POLLUTION CONTROL BOARD**  
**BIHAR STATE PATNA**

**Bihar State Pollution Control Board, Patna**  
Status Report of Industries.



Sl.No.	Name and Address of Industries	District	Regional Office	Date of Sampling	Lab Reference No.	Nature of Sample	Recipient	Parameters					Compliance Status
								Temp.	pH	BOD	COD	TSS	
1	M/S Kanyani Dairy & Agro Pvt. Ltd. At-Neri, P.O.-Lakhisarai	Lakhisarai	Barauni	05-08-2024	966	ETP Outlet	-	31/29	7.4	11.4	140	36	Complied
2	M/S Shapra Foods At-Neri, P.O.-Lakhisarai	Lakhisarai	Barauni	05-08-2024	967	Unit Outlet	-	31/28	7.2	51	320	72	Complied
3	M/S Ruara Automotives Pvt Ltd AT-Harpur Barauni	Begusarai	Barauni	08-08-2024	1051	ETP Outlet	No discharge outside the premises	29/27	-	0.8	4	12	Complied
4	M/S Global Auto wheels Pvt Ltd, AT-Papaur, Barauni	Begusarai	Barauni	08-08-2024	1050	Recirculation tank	No discharge outside the premises	29/27	7.8	4.8	8	10	Complied
5	M/S Renu & Sons Auto Valley Pvt. Ltd. At P.O - Raighamaupur Kurani, P.S. Sahachpur Kamal	Begusarai	Barauni	13-08-2024	1079	ETP Outlet	Treated water used for washing purpose	32/28	7.5	16.8	64	16	Complied
6	M/S Kaish Motors, At- Nceptor, PO-Sheikhpura	Sheikhpura	Barauni	07-08-2024	1053	Recirculation tank	No discharge outside the premises	32/29	-	9.6	44	66	Complied
7	M/S Nexgen solution technologies Pvt. Ltd, AT: Zero Mile, Barauni	Begusarai	Barauni	08-08-2024	1052	ETP Outlet	No discharge outside the premises	29/27	-	5.2	12	53	Complied
8	M/S Ganga Vehicles Pvt. Ltd., NBI-31, Kanchipur	Begusarai	Barauni	20-08-2024	1171	ETP Outlet	Treated water used for washing purpose	32/28	8.15	9.6	44	20	Complied
9	M/S Milk Chilling Centre, Khagaria, A Unit of Daburmas Dr. Rajendra Pd. Dugdh Utpadak Sahani Sangh Ltd.	Khagaria	Barauni	13-08-2024	1073	ETP Outlet	Treated water used for washing purpose	32/29	7.5	330.6	5530	125	Non-Complied
10	M/S Uma Dairy, Saifapur	Begusarai	Barauni	13-08-2024	1078	ETP Outlet	-	31/28	7.4	4.2	16	11	Complied
11	M/S Agrila Motors Pvt. Ltd., Dharanpur, P.O.-Samastipur	Samastipur	Barauni	27-08-2024	1221	ETP Outlet	Treated water used for washing vehicle	30/28	9.1	7.8	28	240	Complied
12	M/S Shama Dairy, Industrial Area	Samastipur	Barauni	27-08-2024	1223	ETP Outlet	Treated effluent is used for plantation	30/27	7.8	116	480	100	Non-Complied
13	M/S Krishna Ice Processors Pvt Ltd., Industrial Area	Barauni	Barauni	28-08-2024	1222	ETP Outlet	Treated effluent was used for plantation	31/28	8.5	13.4	80	38	Complied
14	M/S NTTC, Barauni	Begusarai	Barauni	28-08-2024	1217	ETP Outlet	Treated effluent was disposed into ash slurry plant	-	8.2	-	-	98	Complied